

RESOLUTION NO. 2008 – 039

A RESOLUTION OF THE TOWN COUNCIL OF THE TOWN OF SOUTHWEST RANCHES, FLORIDA, RESPECTFULLY REQUESTING THAT THE SCHOOL BOARD OF BROWARD COUNTY ADOPT HIGH SCHOOL BOUNDARY SCENARIO 4.3 PROVIDED THAT THOSE SOUTHWEST RANCHES STUDENTS CURRENTLY ENROLLED AT CYPRESS BAY HIGH SCHOOL ARE GIVEN THE OPPORTUNITY TO FINISH HIGH SCHOOL AT CYPRESS BAY; AND PROVIDING FOR AN EFFECTIVE DATE.

WHEREAS, the Town's main high school, Cypress Bay, is the most overcrowded high school in the nation with an enrollment of over 5,300 students; and

WHEREAS, in order to provide relief for the extensive overcrowding, the School Board of Broward County is considering multiple boundary change scenarios; and

WHEREAS, the School Board of Broward County has requested feedback from the parties involved; and

WHEREAS, on January 22, 2008 the School Board of Broward County hosted a workshop where it identified and presented Boundary Scenario 4.3; and

WHEREAS, in order to provide continuity and fairness, the Town respectfully requests that these proposed boundary scenarios not affect those Southwest Ranches students currently enrolled in Cypress Bay High School; and

WHEREAS, provided that those Southwest Ranches students currently enrolled at Cypress Bay are given the opportunity to finish high school at Cypress Bay, then the Town feels that Boundary Scenario 4.3 would best boundary option; and

WHEREAS, Boundary Scenario 4.3 supports the safety and welfare of the children of Southwest Ranches by not forcing them to travel on US-27 to attend the only other nearby high school, West Broward High School; and

WHEREAS, the Town of Southwest Ranches has determined that High School Boundary Scenario 4.3 is the most equitable and safest of all the scenarios thus far presented by the School Board of Broward County.

NOW, THEREFORE, BE IT RESOLVED by the Town Council of the Town of Southwest Ranches, Florida:

Section 1. The above reference recitals are true and correct and are incorporated herein by reference.

Section 2. The Town Council hereby respectfully requests that the School Board of Broward County adopt high school scenario 4.3, as generated from the January 22, 2008 Board workshop and attached hereto as Exhibit "A", provided that those Southwest Ranches students currently enrolled at Cypress Bay High School are given the opportunity to finish high school at Cypress Bay.

Section 3. This Resolution shall be effective immediately upon its adoption.

PASSED AND ADOPTED by the Town Council of the Town of Southwest Ranches, Florida, this 7th day of February 2008, on a motion by Council Member Aster Knight and seconded by Council Member Don Maines.

Fink	<u>Y</u>
Nelson	<u>N</u>
Breitkreuz	<u>Y</u>
Knight	<u>Y</u>
Maines	<u>Y</u>

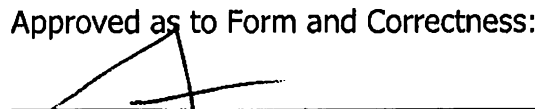
Ayes	<u>4</u>
Nays	<u>1</u>
Absent	<u>0</u>
Abstaining	<u>0</u>


Mecca Fink, Mayor

ATTEST:


Susan A. Owens, Town Clerk

Approved as to Form and Correctness:


Gary A. Pollakoff, J.D., Town Attorney
FTL_DB: 1098466_1

School Boundaries

Cypress Bay High School to Western High School

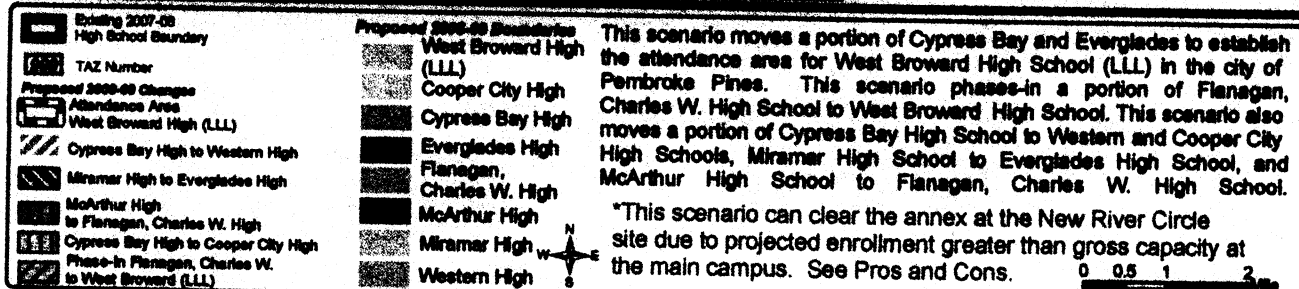
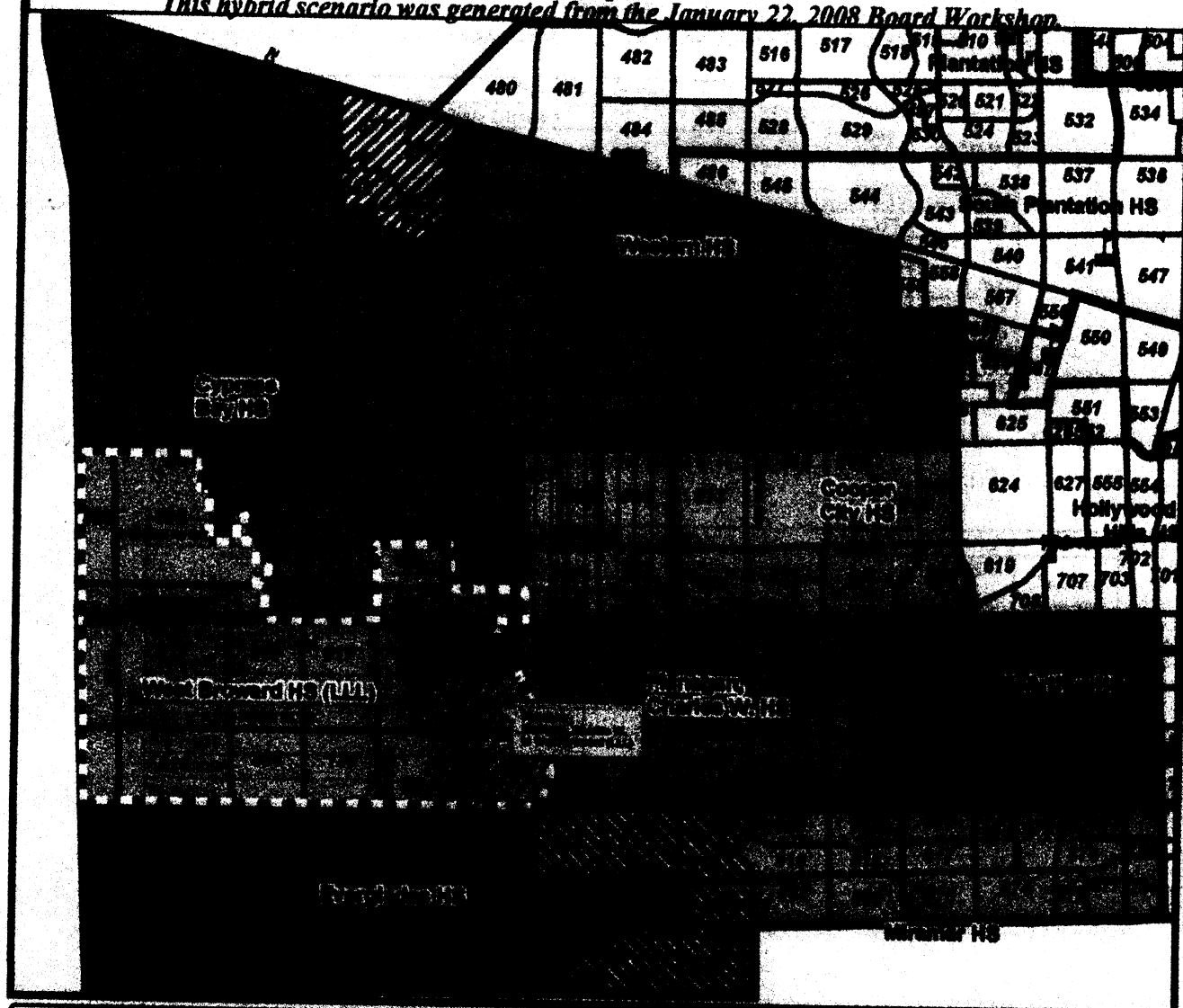
Cypress Bay High School to Cooper City High School

Miramamar High School to Everglades High School

McArthur High School to Flanagan, Charles W. High School

Map 4.3

~~This hybrid scenario was generated from the January 22, 2008 Board Workshop.~~



Cypress Bay and Everglades High Schools to West Broward High School ("LLL")
Phase-In Flanagan, Charles W. High School to West Broward High School ("LLL")

Cypress Bay High School to Western High School

Cypress Bay High School to Cooper City High School

Miramar High School to Everglades High School

McArthur High School to Flanagan, Charles W. High School

Projected Enrollment and Diversity

Data 4.3

This hybrid scenario was generated at the request of the January 22, 2008 Board Workshop

2007-08 School Year					
High School	Aug 2007 Capacity				20th Day Enroll.
	FISH*	Gross**			+/- FISH
West Broward (LLL)					
Cooper City	2,677	3,128			2,357 (320)
Cypress Bay ¹	3,396	6,000			5,501 2,105
Everglades ²	2,539	3,869			3,635 1,096
Flanagan	2,384	3,120			3,172 788
McArthur	2,302	2,421			2,421 119
Miramar	2,651	3,316			3,219 568
Western	2,438	3,150			2,476 38

¹ Gross capacity includes use of 9th grade annex at New River Circle.

Cypress Bay main campus Permanent 3,396 + Gross capacity 1,188 = 4,584 and main campus total capacity + annex 1,416 = 6,000

² Gross includes use of 34 relocatables at South Area annex (SW 172nd & Pines Blvd).

2008-09 School Year							
High School	Aug 2008 Capacity		Projected Enrollment			+/- FISH With Change	Class Size Reduction
	FISH*	Gross**	Without Change	Net Transfer	With Change		
West Broward (LLL) ^{CA1}	2,849	2,849	0	1,716	1,716	(1,133)	0
Cooper City	2,677	3,128	2,350	87	2,437	(240)	0
Cypress Bay ¹	3,396	4,584	5,581	(955)	4,626	1,230	0
Everglades	2,539	3,869	3,673	(931)	2,742	203	0
Flanagan	2,384	3,120	3,154	33	3,187	803	0
McArthur	2,302	2,421	2,340	(229)	2,111	(191)	0
Miramar	2,651	3,316	3,231	(349)	2,882	231	0
Western	2,438	3,150	2,455	628	3,083	645	0

Phase-In 9th grade from Flanagan to West Broward.

Data reflects grades 9-11 for 2008-09 and grades 9-12 by 2009-10 except for Flanagan.

^{CA1} Estimated change in FISH and Gross capacity reflects 24 classroom addition.

¹ Cypress Bay main campus Permanent 3,396 + Gross capacity 1,188 = 4,584 and main campus total capacity + annex 1,416 = 6,000

Cypress Bay and Everglades High Schools to West Broward High School ("LLL")
Phase-In Flanagan, Charles W. High School to West Broward High School ("LLL")
Cypress Bay High School to Western High School
Cypress Bay High School to Cooper City High School
Miramar High School to Everglades High School
McArthur High School to Flanagan, Charles W. High School

Projected Enrollment and Diversity

Data 4.3

This hybrid scenario was generated at the request of the January 22, 2008 Board Workshop

2009-10 School Year						
High School	Aug 2009 Capacity		Projected Enrollment			+/- FISH With Change
	FISH*	Gross**	Without Change	Net Transfer	With Change	
West Broward (LLL) ²	2,849	2,849	0	2,455	2,455	(394)
Cooper City	2,677	3,128	2,313	104	2,417	(260)
Cypress Bay ¹	3,396	4,584	5,634	(1,258)	4,376	980
Everglades	2,539	3,869	3,734	(1,305)	2,429	(110)
Flanagan	2,384	3,120	3,211	(99)	3,112	728
McArthur	2,302	2,421	2,357	(295)	2,062	(240)
Miramar	2,651	3,316	3,215	(427)	2,788	137
Western ^{CA2}	3,293	4,005	2,441	825	3,266	(27)

Phase-In 9th and 10th grades from Flanagan to West Broward.

^{CA2} Estimated change in FISH and Gross capacity reflects 36 classroom addition.

¹ Cypress Bay main campus Permanent 3,396 + Gross capacity 1,188 = 4,584 and main campus total capacity + annex 1,416 = 6,000

2010-11 School Year						
High School	Aug 2010 Capacity		Projected Enrollment			+/- FISH With Change
	FISH*	Gross**	Without Change	Net Transfer	With Change	
West Broward (LLL) ²	2,849	2,849	0	2,713	2,713	(136)
Cooper City	2,677	3,128	2,328	108	2,436	(241)
Cypress Bay ¹	3,396	4,584	5,709	(1,265)	4,444	1,048
Everglades	2,539	3,869	3,777	(1,347)	2,430	(109)
Flanagan	2,384	3,120	3,395	(286)	3,109	725
McArthur	2,302	2,421	2,412	(299)	2,113	(189)
Miramar	2,651	3,316	3,151	(444)	2,707	56
Western	3,293	4,005	2,421	820	3,241	(52)

Phase-In 9th, 10th, and 11th grades from Flanagan to West Broward.

¹ Cypress Bay main campus Permanent 3,396 + Gross capacity 1,188 = 4,584 and main campus total capacity + annex 1,416 = 6,000

2011-12 School Year						
High School	Aug 2011 Capacity		Projected Enrollment			+/- FISH With Change
	FISH*	Gross**	Without Change	Net Transfer	With Change	
West Broward (LLL) ²	2,849	2,849	0	2,900	2,900	51
Cooper City	2,677	3,128	2,333	106	2,439	(238)
Cypress Bay ¹	3,396	4,584	5,819	(1,279)	4,540	1,144
Everglades	2,539	3,869	3,846	(1,374)	2,472	(67)
Flanagan	2,384	3,120	3,336	(438)	2,898	514
McArthur	2,302	2,421	2,437	(301)	2,136	(166)
Miramar	2,651	3,316	3,174	(450)	2,724	73
Western	3,293	4,005	2,450	836	3,286	(7)

Phase-In 9th -12th grades from Flanagan to West Broward.

¹ Cypress Bay main campus Permanent 3,396 + Gross capacity 1,188 = 4,584 and main campus total capacity + annex 1,416 = 6,000

**Cypress Bay and Everglades High Schools to West Broward High School ("LLL")
Phase-In Flanagan, Charles W. High School to West Broward High School ("LLL")
Cypress Bay High School to Western High School
Cypress Bay High School to Cooper City High School
Miramar High School to Everglades High School
McArthur High School to Flanagan, Charles W. High School**

Projected Enrollment and Diversity

Data 4.3

This hybrid scenario was generated at the request of the January 22, 2008 Board Workshop

2012-13 School Year						
High School	Aug 2012 Capacity		Projected Enrollment			+/- FISH With Change
	FISH*	Gross**	Without Change	Net Transfer	With Change	
West Broward (LLL) ¹	2,849	2,849	0	2,887	2,887	38
Cooper City	2,677	3,128	2,374	106	2,480	(197)
Cypress Bay ¹	3,396	4,584	5,904	(1,300)	4,604	1,208
Everglades	2,539	3,869	3,875	(1,383)	2,492	(47)
Flanagan	2,384	3,120	3,190	(407)	2,783	399
McArthur	2,302	2,421	2,391	(296)	2,095	(207)
Miramar	2,651	3,316	3,203	(455)	2,748	97
Western	3,293	4,005	2,467	848	3,315	22

¹Cypress Bay main campus Permanent 3,396 + Gross capacity 1,188 = 4,584 and main campus total capacity + annex 1,416 = 6,000

* Reflects estimated FISH capacity.

* Florida Inventory of School Houses (FISH) capacity includes permanent structures only

** Gross Capacity = FISH capacity + relocatable capacity

Diversity Breakdown E = Existing P = Proposed									
High School	White	Black	Hispanic	Asian	Native American	Multi	ELL	ESE	FRL
West Broward (LLL) (E)									
West Broward (LLL) (P)	30.7%	18.6%	41.8%	6.0%	0.1%	2.7%	3.8%	8.6%	17.1%
Cooper City (E)	70.7%	5.0%	17.1%	4.6%	0.4%	2.2%	1.8%	8.6%	11.1%
Cooper City (P)	69.9%	4.9%	18.0%	4.6%	0.4%	2.2%	1.9%	8.5%	10.9%
Cypress Bay (E)	44.8%	5.0%	44.3%	3.6%	0.1%	2.1%	9.5%	5.8%	11.3%
Cypress Bay (P)	46.1%	4.9%	43.2%	3.6%	0.1%	2.1%	9.2%	5.7%	10.0%
Everglades (E)	20.9%	26.9%	43.1%	6.6%	0.1%	2.6%	5.1%	7.6%	19.4%
Everglades (P)	11.8%	37.8%	40.5%	7.4%	0.0%	2.5%	6.7%	6.8%	24.1%
Flanagan (E)	28.0%	24.3%	39.5%	5.4%	0.0%	2.8%	6.7%	8.5%	28.4%
Flanagan (P) Full Phase-In	29.5%	23.7%	39.4%	4.5%	0.0%	2.8%	7.1%	8.7%	30.4%
McArthur (E)	24.2%	25.6%	44.2%	3.6%	0.2%	2.2%	9.3%	10.4%	51.7%
McArthur (P)	22.4%	26.9%	44.8%	3.7%	0.2%	2.0%	9.5%	10.1%	54.0%
Miramar (E)	4.3%	70.8%	19.1%	3.2%	0.2%	2.4%	6.2%	8.5%	52.1%
Miramar (P)	4.2%	72.7%	17.4%	3.0%	0.2%	2.5%	5.4%	8.6%	52.9%
Western (P)	68.6%	4.4%	22.3%	2.9%	0.1%	1.8%	3.7%	9.3%	15.4%
Western (P)	59.0%	4.3%	32.0%	2.8%	0.1%	1.8%	6.9%	8.4%	18.5%
District Diversity	30.4%	37.5%	25.8%	3.3%	0.2%	2.8%	9.3%	11.2%	43.9%

Scenario 4.3: Feeder Patterns

Cypress Bay and Everglades High Schools to West Broward High School ("LLL")
 Phase-In Flanagan, Charles W. High School to West Broward High School ("LLL")

Cypress Bay High School to Western High School

Cypress Bay High School to Cooper City High School

Miramar High School to Everglades High School

McArthur High School to Flanagan, Charles W. High School

This hybrid scenario was generated at the request of the January 22, 2003 Board Workshop

Percentage Feeder from Middle to High School			
Middle	High	Current Percentage	Proposal
Falcon Cove	Cypress Bay	100.0%	95.3%
	West Broward (LLL)	0.0%	4.7%
Glades	Everglades	100.0%	72.9%
	West Broward (LLL)	0.0%	27.1%
Indian Ridge	Western	100.0%	100.0%
New Renaissance	Miramar	100.0%	62.6%
	Everglades	0.0%	37.4%
Perry, Henry D.	Miramar	100.0%	100.0%
Pines	Flanagan, Charles W.	68.7%	86.6%
	McArthur	31.3%	13.4%
Pioneer	Cooper City	100.0%	100.0%
Silver Trail	Cooper City	0.0%	5.9%
	Cypress Bay	31.2%	18.7%
	Everglades	68.8%	0.0%
	West Broward (LLL)	0.0%	75.4%
	Cypress Bay	89.7%	54.2%
Tequesta Trace	Western	10.3%	45.8%
Young, Walter C.	Flanagan, Charles W.	100.0%	63.5%
	West Broward (LLL)	0.0%	36.5%

2008-09 Boundary Scenario Pros and Cons	
Map 4.3: Cypress Bay and Everglades to West Broward High School ("LLL") Phase-In Flanagan, Charles W. High School to West Broward High School ("LLL") Cypress Bay High School to Western High School Cypress Bay High School to Cooper City High School Miramar High School to Everglades High School McArthur High School to Flanagan, Charles W. High School	
<p>This scenario recommends moving a portion of Cypress Bay and Everglades to West Broward High School (LLL) to establish the attendance area for West Broward High School (LLL). This scenario phases-in a portion of Flanagan, Charles W. to West Broward High School (LLL) with 9th grade in 2008-09 followed by 9th and 10th grades in 2009-10, 9th through 11th grades in 2010-11, and 9th through 12th grades in 2011-12. This scenario also moves a portion of Cypress Bay High School to Western and Cooper City High Schools, a portion of Miramar High School to Everglades High School, and McArthur High School to Flanagan, Charles W. High School.</p>	
PROS	CONS
Provides enrollment relief for Cypress Bay, Everglades, Flanagan, Charles W., McArthur, and Miramar High Schools to meet class size targets. Everglades is projected to be fully relieved in permanent capacity by 2009-10.	West Broward High School (LLL) will be over enrolled in projected 2011-12 with 9 th through 12 th grades.
Cypress Bay ninth grade would now attend the main campus clearing the New River Circle site for new middle school NN to relieve critically overcrowded Falcon Cove Middle School. Please reference row below.	
<p>Over/(Under) Cypress Bay HS main campus gross capacity of 4,584: 2008-09: 4,626 is over gross capacity on main campus by 42; main campus can absorb overage. 2009-10: 4,376 is under gross capacity on main campus by (208). 2010-11: 4,444 is under gross capacity on main campus by (140). 2011-12: 4,540 is under gross capacity on main campus by (44). 2012-13: 4,604 is over gross capacity on main campus by 20; main campus can absorb overage. <i>*Remember – Cypress Bay High School class size analysis reports a need of 15 classrooms beyond the current 6,000 capacity high school even though student enrollment is 5,501. Projected enrollment numbers near the maximum capacity of the main campus gross capacity (4,584) may jeopardize the ability to meet class size targets.</i></p>	
Students in close proximity to Cypress Bay High School remain at Cypress Bay High School.	

	Splits the 100% feeder pattern of Falcon Cove Middle School between Cypress Bay High School and West Broward (LLL), Glades Middle School feeder between Everglades High School and West Broward (LLL), New Renaissance Middle School feeder between Miramar and Everglades High Schools, and Walter C. Young feeder between Everglades and Flanagan, Charles W. High Schools.
	Silver Trail Middle School feeder would split between three high schools; Cooper City, Cypress Bay, and West Broward (LLL).